
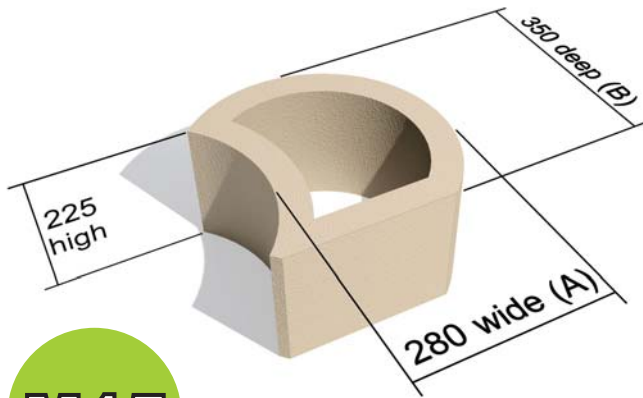


# TERRAFORCE®

The original, reversible, hollow core retaining block



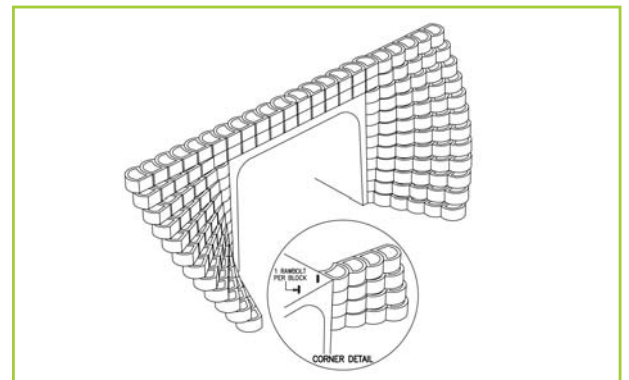
**M15**

M15 STANDARD

For variations check with your local supplier.

M15 ROCKFACE

Block	M 15
Blocks/m <sup>2</sup> (Measured vertically)	15.5
Block mass/kg	22
Block infill volume/ m <sup>3</sup>	0.011
Average constructed mass kg per m <sup>2</sup> of wall	580
Block wall thickness mm	45



**COMPOSITE RETAINING WALL (EARTH REINFORCED WITH GEOGRID)**

LIGHT GRAVITY WALL

HEAVY GRAVITY WALL

COMPOSITE STRUCTURE

VERTICAL R.C. FILLED WALL