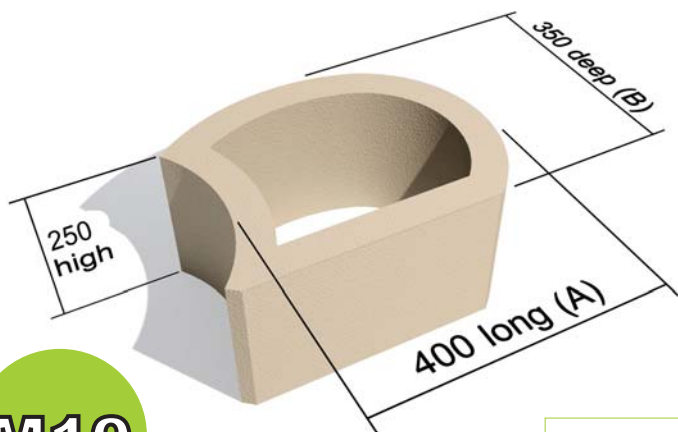


TERRAFORCE®

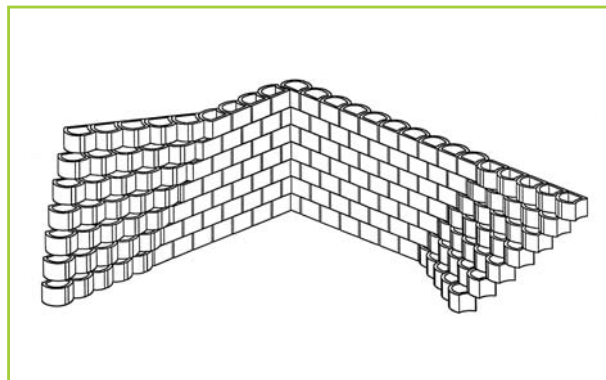
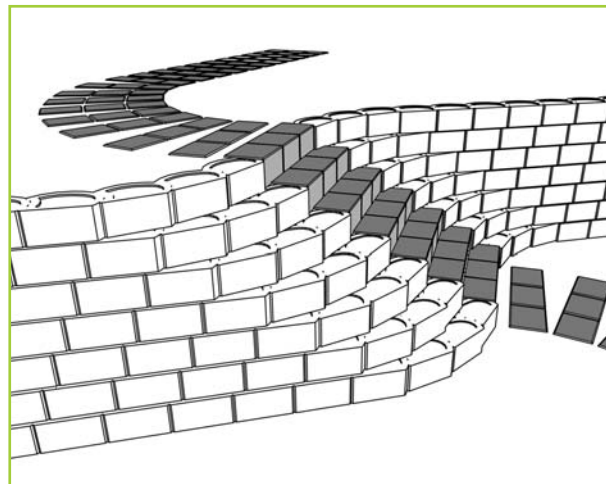
The original, reversible, hollow core retaining block



M10

M10 STANDARD

For variations check with your local supplier.



Block	M10
Blocks/m ² (Measured vertically)	10
Block mass/kg	36
Block infill volume/ m ³	0.016
Average constructed mass kg per m ² of wall	585
Block wall thickness mm	50

MASS GRAVITY RETAINING WALL

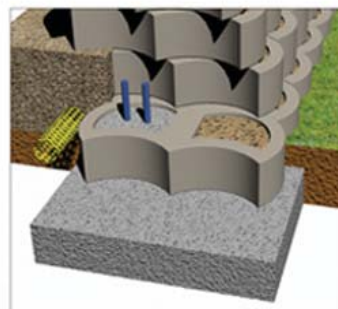
BLOCKS FILLED WITH INTERLOCKING COARSE GRAVEL OR TOPSOIL AS SPECIFIED

OPTIONAL VERTICAL INTERLOCKING KEY WHEN SOIL INFILL SPECIFIED

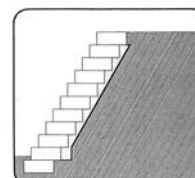
DRAINAGE LAYER AND PIPE

DOUBLE BLOCK FOR EXTRA MASS


FOUNDATION TO SPECIFICATION



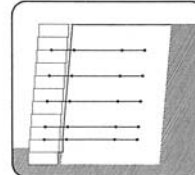
OPTIONAL R.C INFILL



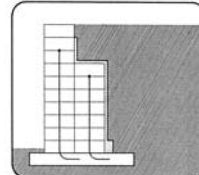
LIGHT GRAVITY WALL



MASS GRAVITY WALL



COMPOSITE STRUCTURE



VERTICAL R.C. FILLED WALL