
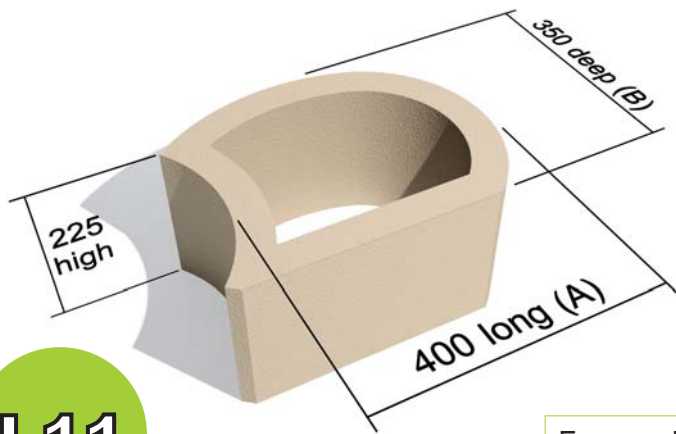


# TERRAFORCE®

The original, reversible, hollow core retaining block




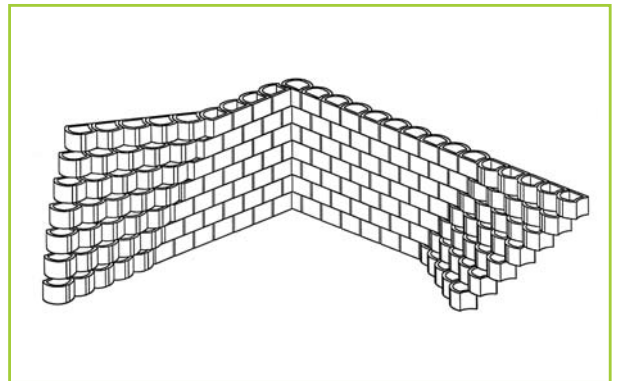
**L11**

L11 STANDARD

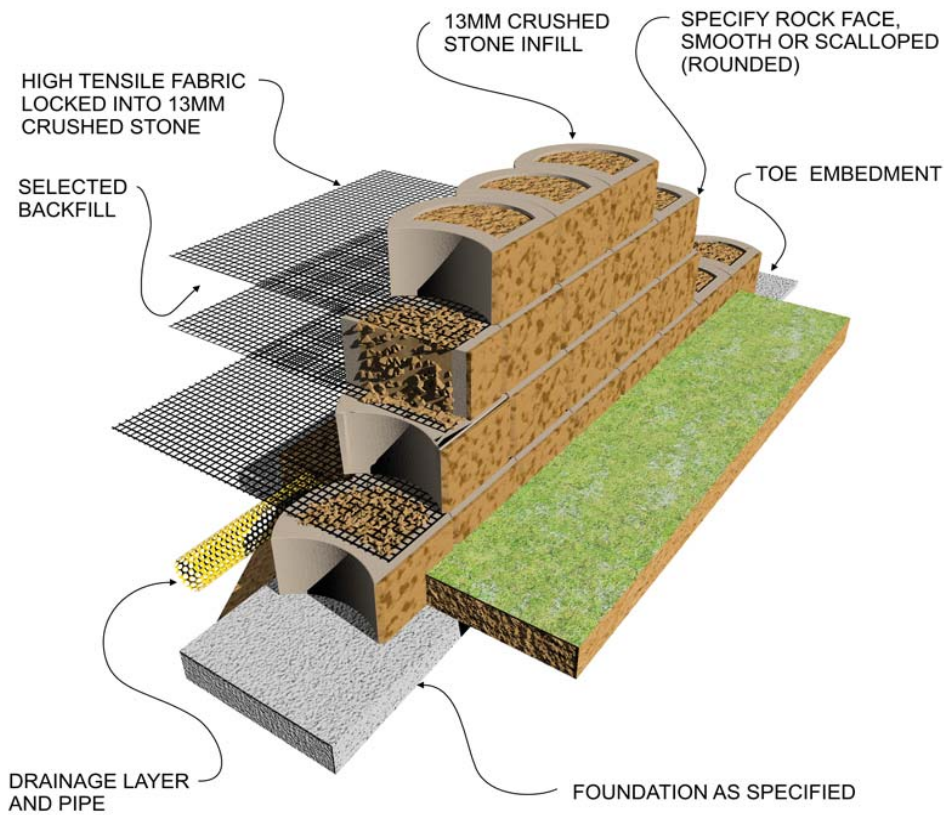
For variations check with your local supplier.

L11 ROCKFACE

Block	L11
Blocks/m <sup>2</sup> (Measured vertically)	11
Block mass/kg (Average)	29
Block infill volume/m <sup>3</sup>	0.015
Block wall thickness mm	50
<b>Ave. constr. mass kg per m<sup>2</sup> of wall. Single Skin</b>	
When filled with topsoil of 1500kg/m <sup>3</sup>	566
When filled with gravel of 1900kg/m <sup>3</sup>	632
When filled with concrete of 2400 kg/m <sup>3</sup>	715

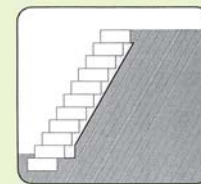


## Composite Retaining Wall (Earth Reinforcement with Geogrid)

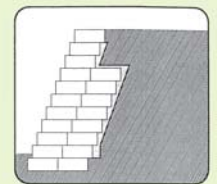


TERRAFORCE blocks have been substantially tested and analysed under field and laboratory conditions and are manufactured under licence by reputable manufacturers on five continents.

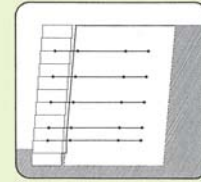
The blocks can be used as part of either a gravity system or as the fascia of a geosynthetic reinforced segmental retaining wall structure or as a fascia for a cement stabilized backfill.



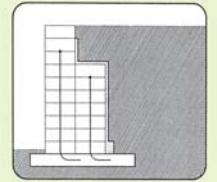
LIGHT GRAVITY WALL



MASS GRAVITY WALL



COMPOSITE STRUCTURE



VERTICAL R.C. FILLED WALL

## Mass Gravity Retaining Wall

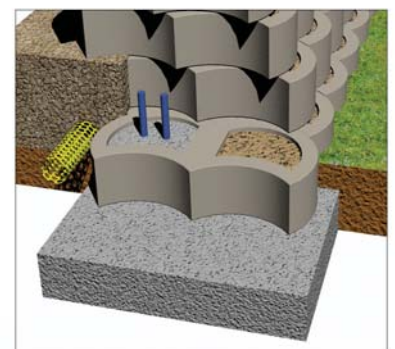
BLOCKS FILLED WITH INTERLOCKING COARSE GRAVEL OR TOPSOIL AS SPECIFIED

OPTIONAL VERTICAL INTERLOCKING KEY WHEN SOIL INFILL SPECIFIED

DRAINAGE LAYER AND PIPE

DOUBLE BLOCK FOR EXTRA MASS

FOUNDATION TO SPECIFICATION



OPTIONAL R.C. INFILL

# TERRAFORCE

The original, reversible, hollow core retaining block

L11



HIGH COMPOSITE RETAINING WALL



COMPOSITE WALLS IN SPLIT FACE FINISH



DECORATIVE ROCK FACE GARDEN WALL AND ACCESS STAIRS



CREATE UNLIMITED CURVES WITH TERRAFORCE BLOCKS



COMPOSITE RETAINING WITH TERRACING AND PLANT COVER



COMPOSITE ROADWAY RETENTION