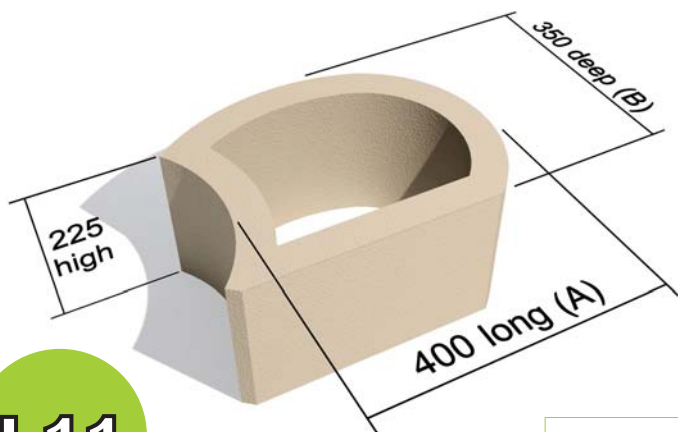



TERRAFORCE®

The original, reversible, hollow core retaining block



L11 STANDARD

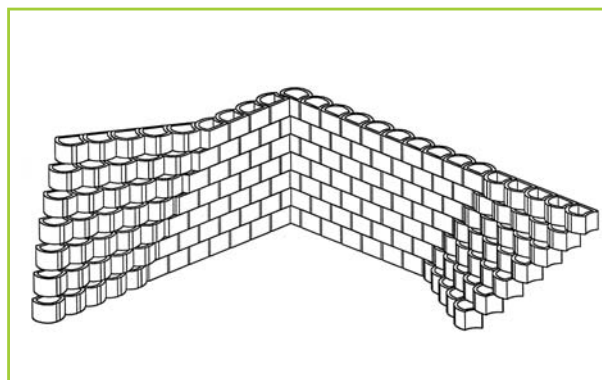


L11 ROCKFACE

L11

For variations check with your local supplier.

| | |
|--|------------|
| Block | L11 |
| Blocks/m ² (Measured vertically) | 11 |
| Block mass/kg | 30 |
| Block infill volume/ m ³ | 0.016 |
| Average constructed mass kg per m ² of wall | 538 |
| Block wall thickness mm | 50 |



LIGHT GRAVITY WALL

HEAVY GRAVITY WALL

COMPOSITE STRUCTURE

VERTICAL R.C. FILLED WALL

**COMPOSITE RETAINING WALL
(EARTH REINFORCED WITH GEOGRID)**